

PAO(Sectt.)/HUA/Admin/Advice/2022-23/91-92

GOVERNMENT OF INDIA

PAO(Sectt.), Ministry of Housing and Urban Affairs

507-C Wing, Nirman Bhawan, New Delhi

Telephone No: 23062664 Fax No: 23062664

To,  
The General Manager,  
Reserve Bank of India,  
Central Accounts Section,  
Additional Office Building,  
East High Court Road,  
NAGPUR - 440 001

Code No:	707
Advice No:	2
Advice Date:	17/05/2022

Sir,

Please debit our account with Rs. **2,56,28,171/- (Two Crore Fifty Six Lakh Twenty Eight Thousand One Hundred Seventy One Only.)** by contra credit to the following accounts of the Governments with the amounts mentioned against each:

Month and Year of Accounts: **May, 2022**

The Amount to be Settled: **May, 2022**

Sl.No.	Name of the State	State Code	Scheme Code	Amount	Sanction No. and Date
1	ODISHA	112	1989-STATE AND UT GRANTS UNDER PMAY (URBAN)	2,56,28,171	N-11015/5/2020-HFA-V-UD (Computer No. 9087210) dated 05/05/2022
GRAND TOTAL:				2,56,28,171	

Signature of the authorized official

(Anthony Kujur)  
Sr. Accounts Officer

1. O/o the Accountant General (A&E), Odisha, Bhubneshwar-715001
2. Sh. B. K. Mandal, US (HFA), M/o Housing and Urban Affairs, New Delhi-110011.

Anthony Kujur  
Sr. Accounts Officer

① AO - HFA

② Man-Cell *BK Mandal*  
16/6/22

③ MIS-HFA

*Anthony Kujur*  
15/6/22

To

The Pay & Accounts Officer (Sectt.),  
M/o Housing & Urban Affairs,  
Nirman Bhawan, New Delhi.

**Sub: Release of ₹256.28171 lakh to State Govt. of Odisha as reimbursement of 2<sup>nd</sup> and final installment of Central Assistance for SLTC and CLTCs for FY 2021-22 and 1<sup>st</sup> installment of Central Assistance for SLTC and 114 CLTCs for FY 2022-23 under PMAY-U Mission - reg.**

Sir,

I am directed to convey the sanction of the Competent Authority to release an amount of **₹2,56,28,171/- (Rupees Two Crore Fifty Six Lakh Twenty Eight Thousand One Hundred and Seventy One only)** to State Govt. of Odisha as reimbursement of 2<sup>nd</sup> and final installment of Central Assistance for SLTC and CLTCs for FY 2021-22 and 1<sup>st</sup> installment of Central Assistance for SLTC with 6 Specialists and 114 CLTCs with 119 Specialists for FY 2022-23 under Pradhan Mantri Awas Yojana – Urban (PMAY-U) Mission. Details are enclosed at **Annexure-I to IV** and are also as under:

(₹ in lakh)

S. No.	Item	Admissible amount	Admissible Central Assistance (75%)	1 <sup>st</sup> installment of Central Assistance already released	Funds being released in this sanction
i.	Reimbursement of 2 <sup>nd</sup> and final installment of Central Assistance for SLTC for FY 2021-22	55.92120	41.94090	22.950	18.99090
ii.	Reimbursement of 2 <sup>nd</sup> and final installment of Central Assistance for CLTCs for FY 2021-22	286.98775	215.24081	188.325	26.91581
<b>Sub-total (A)</b>		<b>342.90895</b>	<b>257.18171</b>	<b>211.275</b>	<b>45.90671</b>
iii.	Release of 1 <sup>st</sup> installment of Central Assistance (50%) for SLTC with 6 Specialists for FY 2022-23	61.20	45.90	--	22.95000
iv.	Release of 1 <sup>st</sup> installment of Central Assistance (50%) for 114 CLTCs with 119 Specialists for FY 2022-23	499.80	374.85	--	187.42500
<b>Sub-total (B)</b>		<b>561.00</b>	<b>420.75</b>	<b>--</b>	<b>210.375</b>
<b>Total (A+B)</b>					<b>256.28171</b>

2. Earlier, the fund of ₹266.70737 lakh as released to Govt. of Odisha, out of which ₹55.4323 lakh was towards reimbursement of Central Assistance for SLTC/CLTCs for FY 2020-21 and ₹211.275 lakh as 1<sup>st</sup> instalment of Central Assistance for SLTC and 114 CLTCs for FY 2021-22 under PMAY-U Mission vide sanction letter of even number dated 28.10.2021. The State Govt. has submitted the Utilization Certificate (UC) for the entire amount of Central Assistance released, which is enclosed herewith.

3. The above grant is subject to the following conditions:

i. The State will comply with the terms and conditions stipulated in the guidelines, CSMC

directions and instructions issued by this Ministry.

- ii. The State will utilize the sanctioned grant for the purpose for which it is released. The State Government/Nodal Agency shall furnish physical and financial progress reports every quarter.
- iii. The State will furnish the Expenditure Statement/Utilization Certificate as per GFR 2017 along with the details of Specialists engaged subject to financial norms approved by 1<sup>st</sup> CSMC as well as adherence to scheme guidelines.
- iv. Further installment of funds will be considered on receipt of expenditure statement/UC from the State Government along with details of specialists engaged subject to financial norms approved by 1<sup>st</sup> CSMC as well as adherence to scheme guidelines, furnishing clarifications/supporting documents and submission of pending UCs under RAY, if any.
- v. The State Government/Nodal Agency shall strictly monitor the progress of the preparatory work. All bills/ voucher etc. should be safely kept at SLNA level for future audit and other references.
- vi. The amount of Central Assistance approved will form a part of capacity building plan of the State under PMAY-U mission.
- vii. Transfer of funds to different entities, if any may be made through PFMS, as applicable and where there is an element of cash transfer to individuals, the same may be made through DBT/EAT module of PFMS mode, as applicable.

4. The expenditure involved is debit to the following Head of Account under Demand No. 60 of Ministry of Housing and Urban Affairs for the year 2022-23:

Major Head	3601	Grants-in-aid to State Governments
Sub-Major Head	06	Centrally Sponsored Scheme
Minor Head	101	Central Assistance/Share
Sub Head	31	Pradhan Mantri Awas Yojana (Urban)
Detailed Head	01	Assistance to State Govts for PMAY(U)
Object Head	31.01.31	Grants-in-Aid-General

5. The amount will be credited to the State Government's Account at Reserve Bank of India, CAS, Nagpur as per procedure laid down by Ministry of Finance, Department of Expenditure in this regard.

6. As per rule 236(1) of GFR, 2017, the relevant accounts of the Grantee Institution(s)/Organisation(s) shall be open to inspection by the sanctioning authority and audit, both by the Comptroller and Auditor General of India under the provision of CAG (DPC) Act 1971 and internal audit by the Principal Accounts Office of the Ministry or Department, whenever the Institution or Organisation is called upon to do so.

7. This issues with the concurrence of the Finance Division vide **Notes # 113-115 of even number dated 27.04.2022.**

8. The sanction has been registered at **S. No. 03** of the Grants-in-Aid Register of the HFA Division for the year 2022-23.

Yours faithfully,

  
(B.K. Mandal)

Under Secretary to the Government of India  
Tel.: 23063285

Encl.: As above.

**Copy to:**

1. Secretary, Urban Development Authority, State Government of Odisha, Bhubaneswar
2. Accountant General (A&E), Odisha
3. Niti Aayog, SP Divn./FR Divn., New Delhi
4. CGM, RBI, CAS, Nagpur
5. Dir. (IFD), MoHUA
6. Dir. (HFA-1), MoHUA
7. DS (Budget), MoHUA
8. Section Officer (Admn-II), MoHUA, Nirman Bhawan, New Delhi
9. PMU(MIS), HFA Directorate
10. Dy. Chief (MIS), HFA Directorate may place this sanction at appropriate place on the Website of the Ministry
11. Sanction folder

  
05/05/2022

(B.K. Mandal)

Under Secretary to the Government of India

## Details of SLTC for FY 2021-22 in r/o State of Odisha

(Amount in ₹)

S. No	Designation of Specialist	Educational Qualification	Date of joining	Date of Resignation	No. of completed months for which Specialists have worked	Salary per month paid by the State	Admissible Salary per month as per CB norms	Salary for broken months	Salary for completed months as per CB norms	Total expenditure as per CB norms	Total expenditure incurred by the State	Total admissible expenditure as per CB norms	Admissible Central Assistance (75%)	
1	PPP Expert	Post Graduate	03.01.2020	18.10.2021	6	1,03,999	85,000	49,355	5,10,000	5,59,355	6,70,961	5,59,355	4,19,516	
2	ial Development Ex	Post Graduate	14.01.2019	-	12	1,03,999	85,000	-	10,20,000	10,20,000	9,52,765	9,52,765	7,14,574	
3	MIS Specialist	Post Graduate	05.01.2019	-	12	1,03,999	85,000	-	10,20,000	10,20,000	12,47,988	10,20,000	7,65,000	
4	Team Leader and Capacity Building Expert	Post Graduate	05.01.2019	-	12	1,03,999	85,000	-	10,20,000	10,20,000	12,47,988	10,20,000	7,65,000	
5	Finance Expert	Post Graduate	07.01.2020	-	12	1,03,999	85,000	-	10,20,000	10,20,000	12,47,988	10,20,000	7,65,000	
6	Urban Planner	Post Graduate	03.12.2018	-	12	1,03,999	85,000	-	10,20,000	10,20,000	12,34,209	10,20,000	7,65,000	
<b>Total</b>									<b>49,355</b>	<b>56,10,000</b>	<b>56,59,355</b>	<b>66,01,900</b>	<b>55,92,120</b>	<b>41,94,090</b>

Admissible Central Assistance for SLTC for FY 2021-22= ₹41,94,090/-

Funds already released as 1st installment of Central Assistance for SLTC for FY 2021-22= ₹22,95,000/-

Funds being released as reimbursement of 2nd and final installment of Central Assistance for SLTC for FY 2021-22= ₹18,99,090/-

## Details of CLTCs for FY 2021-22 in r/o State of Odisha

(Amount in ₹)

S. No.	No. of cities included in CLTC	Name of City	Population	Designation of Specialist	Educational Qualification	No. of Specialist	Date of Joining	Date of Resignation	No. of completed months for which Specialists have worked	Salary per month paid by the State	Admissible salary per month as per CB norms	Salary for broken months as per CB norms	Salary for completed months as per CB norms	Total expenditure as per CB norms	Total expenditure incurred by the State	Total admissible expenditure	Admissible Central Assistance (75%)
1	1	Angul (M)	43,795	Infrastructure Expert	Degree	1	27.03.18	-	12	35,000	35,000	-	4,20,000	4,20,000	4,20,000	4,20,000	3,15,000
2	1	Athmallik (N)	12,298	Infrastructure Expert	Degree	1	31.03.18	-	12	35,000	35,000	-	4,20,000	4,20,000	4,18,125	4,18,125	3,13,594
3	1	Talcher (M)	40,841	Infrastructure Expert	Degree	1	01.11.21	-	5	35,000	35,000	-	1,75,000	1,75,000	1,75,000	1,75,000	1,31,250
4	4	Bolangir (M) Tusura (N) Titlagarh (M) Kantabanjhi (N)	98,238 4,823 31,258 21,819	Infrastructure Expert	Degree	1	02.11.20	-	12	35,000	35,000	-	4,20,000	4,20,000	3,90,786	3,90,786	2,93,090
5				Infrastructure Expert	Degree	1	16.07.19	-	12	35,000	35,000	-	4,20,000	4,20,000	4,16,875	4,16,875	3,12,656
6	2	Soro (M) Jaleswar (M)	32,531 25,747	Infrastructure Expert	Degree	1	06.09.21	-	6	35,000	35,000	29,167	2,10,000	2,39,167	2,39,167	2,39,167	1,79,375
7				Infrastructure Expert	Degree	1	01.04.18	31.08.21	5	35,000	35,000	-	1,75,000	1,75,000	1,75,000	1,75,000	1,75,000
8	2	Balesore (M) Nilagiri (N)	1,18,162 17,264	Infrastructure Expert	Degree	1	01.04.18	-	12	35,000	35,000	-	4,20,000	4,20,000	3,99,617	3,99,617	2,99,713
9	3	Attabira (N) Padampur (N)	16,399 17,625	Infrastructure Expert	Degree	1	22.07.19	-	12	35,000	35,000	-	4,20,000	4,20,000	4,20,000	4,20,000	3,15,000
10				Barapalli (N)	20,850	Infrastructure Expert	Degree	1	28.01.19	-	12	35,000	35,000	-	4,20,000	4,20,000	4,20,000
11	1	Baudhgarh (N)	20,424	Infrastructure Expert	Degree	1	19.09.19	-	12	35,000	35,000	-	4,20,000	4,20,000	4,20,000	4,20,000	3,15,000
12	1	Dhamnagar (N)	22,920	Infrastructure Expert	Degree	1	01.04.18	-	12	35,000	35,000	-	4,20,000	4,20,000	4,20,000	4,20,000	3,15,000
13	1	Bhadrak (M)	1,07,463	Infrastructure Expert	Degree	1	26.03.18	05.09.21	5	35,000	35,000	5,833	1,75,000	1,80,833	1,79,667	1,79,667	1,34,750
14	1	Chandbali (N)	26,344	Infrastructure Expert	Degree	1	28.01.19	-	12	35,000	35,000	-	4,20,000	4,20,000	4,20,000	4,20,000	3,15,000
15	2	Basudevapur (M) Chandbali (N)	33,690 26,344	Infrastructure Expert	Degree	1	03.04.18	-	12	35,000	35,000	-	4,20,000	4,20,000	4,20,000	4,20,000	3,15,000
16				Infrastructure Expert	Degree	1	01.04.18	09.09.21	5	35,000	35,000	10,500	1,75,000	1,85,500	1,84,333	1,84,333	1,38,250
17	2	Banki (N) Chodwar (M)	17,521 42,784	Infrastructure Expert	Degree	1	01.04.18	-	12	35,000	35,000	-	4,20,000	4,20,000	4,18,834	4,18,834	3,14,126
18	2	Athgarh (N) Cuttack (MC)	17,304 6,10,190	Infrastructure Expert	Degree	1	20.09.19	-	12	35,000	35,000	-	4,20,000	4,20,000	4,20,000	4,20,000	3,15,000
19				Infrastructure Expert	Degree	1	20.10.20	-	12	35,000	35,000	-	4,20,000	4,20,000	4,09,093	4,09,093	3,06,820
20				Infrastructure Expert	Degree	1	01.04.18	-	12	35,000	35,000	-	4,20,000	4,20,000	4,20,000	4,20,000	3,15,000
21	1	Debagarh (M)	22,390	Infrastructure Expert	Degree	1	26.03.18	-	12	35,000	35,000	-	4,20,000	4,20,000	4,20,000	4,20,000	3,15,000
22	2	Bhuban (N) Kamakhyanagar (N)	22,200 16,810	Infrastructure Expert	Degree	1	09.05.19	-	12	35,000	35,000	-	4,20,000	4,20,000	4,20,000	4,20,000	3,15,000
23	2	Dhenkanal (M) Hindol (N)	67,414 17,387	Infrastructure Expert	Degree	1	01.04.18	-	12	35,000	35,000	-	4,20,000	4,20,000	4,20,000	4,20,000	3,15,000
24	2	Paralakhemundi (M) Kashinagar (N)	48,980 9,684	Infrastructure Expert	Degree	1	03.04.18	-	12	35,000	35,000	-	4,20,000	4,20,000	4,20,000	4,20,000	3,15,000
25	1	Berhampur (MC)	3,56,598	Infrastructure Expert	Degree	1	03.04.18	-	12	35,000	35,000	-	4,20,000	4,20,000	4,20,000	4,20,000	3,15,000
				Infrastructure Expert	Degree	1	01.04.18	-	12	35,000	35,000	-	4,20,000	4,20,000	4,20,000	4,20,000	3,15,000

26	4	Khallikote (N) Kodala (N) Polasara (N) Rambha (N)	13,022 13,965 12,111 23,119	Infrastructure Expert	Degree	1	31.03.18	-	12	35,000	35,000	-	4,20,000	4,20,000	3,96,290	3,96,290	2,97,218
27	3	Hinjilcut (M) Purshottampur (N) Kavisuryanagar (N)	24,671 15,366 17,430	Infrastructure Expert	Degree	1	19.09.19	-	12	35,000	35,000	-	4,20,000	4,20,000	4,20,000	4,20,000	3,15,000
28				Infrastructure Expert	Degree	1	10.01.22	-	2	35,000	35,000	24,838.71	70,000	94,839	1,05,000	94,839	71,129
29	4	Chatrapur (N) Chikiti (N) Digapahandi (N) Gopalpur (N)	22,027 11,645 13,190 7,221	Infrastructure Expert	Degree	1	27.03.18	-	12	35,000	35,000	-	4,20,000	4,20,000	4,20,000	4,20,000	3,15,000
30				Infrastructure Expert	Degree	1	01.11.21	10.03.22	4	35,000	35,000	11,290.32	1,40,000	1,51,290	1,51,290	1,51,290	1,13,468
31	5	Aska (N) Belaguntha (N) Bhanjanagar (N) Buguda (N) Soroda (N)	21,428 11,297 20,482 15,176 14,867	Infrastructure Expert	Degree	1	26.03.18	-	12	35,000	35,000	-	4,20,000	4,20,000	4,20,000	4,20,000	3,15,000
33	1	Jagatsinghpur (M)	45,036	Infrastructure Expert	Degree	1	20.09.19	-	12	35,000	35,000	-	4,20,000	4,20,000	4,20,000	4,20,000	3,15,000
34	2	Jajpur (M) Vyasanaagar (N)	37,458 37,609	Infrastructure Expert	Degree	1	01.11.21	-	5	35,000	35,000	-	1,75,000	1,75,000	1,75,000	1,75,000	1,31,250
35	1	Belpahar (M)	38,993	Infrastructure Expert	Degree	1	05.04.21	-	11	35,000	35,000	30,333	3,85,000	4,15,333	4,15,333	4,15,333	3,11,500
36	2	Jharsuguda (M) Bhairainagar (M)	97,730 80,403	Infrastructure Expert	Degree	1	17.07.19	-	12	35,000	35,000	-	4,20,000	4,20,000	4,20,000	4,20,000	3,15,000
37	2	Bhawanipatna (M) Kesinga (N)	69,045 16,914	Infrastructure Expert	Degree	1	01.11.19	31.08.21	5	35,000	35,000	-	1,75,000	1,75,000	1,38,307	1,38,307	1,03,730
38	1	Junagarh (N)	19,656	Infrastructure Expert	Degree	1	02.09.21	-	6	35,000	35,000	33,833	2,10,000	2,43,833	68,833	68,833	51,625
39	2	Kesinga (N) Dharmagarh (N)	19,239 16,585	Infrastructure Expert	Degree	1	11.10.19	-	12	35,000	35,000	-	4,20,000	4,20,000	4,20,000	4,20,000	3,15,000
40	2	Phulbani (M) G. Udayagiri (N)	37,371 11,302	Infrastructure Expert	Degree	1	05.05.21	-	10	35,000	35,000	30,484	3,50,000	3,80,484	2,04,355	2,04,355	1,53,266
41				Infrastructure Expert	Degree	1	01.04.18	-	12	35,000	35,000	-	4,20,000	4,20,000	2,80,000	2,80,000	2,10,000
42				Infrastructure Expert	Degree	1	01.01.22	-	3	35,000	35,000	-	1,05,000	1,05,000	1,05,000	1,05,000	78,750
43	2	Kendrapada (M) Pattamundai (M)	47,006 36,528	Infrastructure Expert	Degree	1	01.04.18	-	12	35,000	35,000	-	4,20,000	4,20,000	4,20,000	4,20,000	3,15,000
44	3	Barbil (M) Joda (M) Champua (N)	66,540 46,631 12,415	Infrastructure Expert	Degree	1	01.04.18	-	12	35,000	35,000	-	4,20,000	4,20,000	4,20,000	4,20,000	3,15,000
45	2	Anandapur (M) Keonjharagarh (M)	39,585 60,590	Infrastructure Expert	Degree	1	01.04.18	17.06.21	2	35,000	35,000	19,833	70,000	89,833	82,833	82,833	62,125
46				Infrastructure Expert	Degree	1	23.06.21	-	9	35,000	35,000	9,333	3,15,000	3,24,333	3,24,333	3,24,333	2,43,250
47	1	Bhubaneswar (MC)	8,40,834	Infrastructure Expert	Degree	1	01.04.18	-	12	35,000	35,000	-	4,20,000	4,20,000	4,20,000	4,20,000	3,15,000
48				Infrastructure Expert	Degree	1	26.03.18	-	12	35,000	35,000	-	4,20,000	4,20,000	2,55,500	2,55,500	1,91,625
49				Infrastructure Expert	Degree	1	10.05.18	-	12	35,000	35,000	-	4,20,000	4,20,000	4,20,000	4,20,000	3,15,000
50				Infrastructure Expert	Degree	1	20.09.18	-	12	35,000	35,000	-	4,20,000	4,20,000	4,20,000	4,20,000	3,15,000
51				Infrastructure Expert	Degree	1	04.11.19	-	12	35,000	35,000	-	4,20,000	4,20,000	3,15,000	3,15,000	2,36,250
52	2	Balugaon (N) Jatni (N)	17,645 63,697	Infrastructure Expert	Degree	1	21.01.19	-	12	35,000	35,000	-	4,20,000	4,20,000	4,20,000	4,20,000	3,15,000
53	2	Banpur (M) Khordha (M)	17,278 46,205	Infrastructure Expert	Degree	1	26.03.18	-	12	35,000	35,000	-	4,20,000	4,20,000	4,20,000	4,20,000	3,15,000
54				Infrastructure Expert	Degree	1	17.08.20	21.06.21	2	35,000	35,000	24,500	70,000	94,500	84,000	84,000	63,000
55	1	Koraput (M)	47,468	Infrastructure Expert	Degree	1	24.09.18	-	12	35,000	35,000	-	4,20,000	4,20,000	4,20,000	4,20,000	3,15,000

56	2	Jeypore (M) Kotpad (N)	84,830 16,326	Infrastructure Expert	Degree	1	11.05.18	-	12	35,000	35,000	-	4,20,000	4,20,000	4,20,000	4,20,000	3,15,000
57	1	Sunabeda (M)	50,394	Infrastructure Expert	Degree	1	01.04.18	-	12	35,000	35,000	-	4,20,000	4,20,000	4,20,000	4,20,000	3,15,000
58	1	Malkangiri (M)	31,007	Infrastructure Expert	Degree	1	01.04.18	-	12	35,000	35,000	-	4,20,000	4,20,000	4,16,875	4,16,875	3,12,656
59	1	Baripada (M)	1,09,743	Infrastructure Expert	Degree	1	01.04.18	-	12	35,000	35,000	-	4,20,000	4,20,000	4,20,000	4,20,000	3,15,000
60	2	Rairangpur (N) Udala (N)	47,294 13,152	Infrastructure Expert	Degree	1	26.03.18	-	12	35,000	35,000	-	4,20,000	4,20,000	3,50,000	3,50,000	2,62,500
61	1	Karanjia (N)	22,865	Infrastructure Expert	Degree	1	01.04.18	-	12	35,000	35,000	-	4,20,000	4,20,000	2,80,000	2,80,000	2,10,000
62	1	Umerkote (M)	28,993	Infrastructure Expert	Degree	1	11.05.18	-	12	35,000	35,000	-	4,20,000	4,20,000	3,15,000	3,15,000	2,36,250
63	1	Nawarangpur (M)	29,960	Infrastructure Expert	Degree	1	14.07.21	-	8	35,000	35,000	20,323	2,80,000	3,00,323	3,00,323	3,00,323	2,25,242
64				Infrastructure Expert	Degree	1	24.09.18	28.04.21	28 days	35,000	35,000	-	32,667	32,667	31,500	31,500	23,625
65	3	Daspalla (N) Khandapara (N) Nayagarh (N)	18,470 9,038 17,030	Infrastructure Expert	Degree	1	26.03.18	-	12	35,000	35,000	-	4,20,000	4,20,000	4,20,000	4,20,000	3,15,000
66	2	Ranpur (N) Odagaon (N)	14,715 5,401	Infrastructure Expert	Degree	1	29.03.18	-	12	35,000	35,000	-	4,20,000	4,20,000	4,20,000	4,20,000	3,15,000
67	2	Khariar Road (N) Nuapada (N)	18,967 16,208	Infrastructure Expert	Degree	1	25.01.19	-	12	35,000	35,000	-	4,20,000	4,20,000	4,20,000	4,20,000	3,15,000
68	1	Khariar (N)	15,087	Infrastructure Expert	Degree	1	03.04.18	-	12	35,000	35,000	-	4,20,000	4,20,000	4,20,000	4,20,000	3,15,000
69	2	Konark (N) Nimapara (N)	15,015 19,289	Infrastructure Expert	Degree	1	12.04.18	-	12	35,000	35,000	-	4,20,000	4,20,000	4,20,000	4,20,000	3,15,000
70	2	Pipli (N) Puri (M)	17,623 2,00,564	Infrastructure Expert	Degree	1	01.04.18	-	12	35,000	35,000	-	4,20,000	4,20,000	4,20,000	4,20,000	3,15,000
71	1	Rayagada (M)	71,208	Infrastructure Expert	Degree	1	26.03.18	-	12	35,000	35,000	-	4,20,000	4,20,000	4,20,000	4,20,000	3,15,000
72	1	Gudari (N)	6,931 71,208	Infrastructure Expert	Degree	1	01.04.18	-	12	35,000	35,000	-	4,20,000	4,20,000	4,20,000	4,20,000	3,15,000
73	2	Redhakhol (N) Kuchinda (N)	15,379 15,576	Infrastructure Expert	Degree	1	26.03.18	-	12	35,000	35,000	-	4,20,000	4,20,000	4,20,000	4,20,000	3,15,000
74	1	Sambalpur (MC)	3,35,761	Infrastructure Expert	Degree	1	01.04.18	-	12	35,000	35,000	-	4,20,000	4,20,000	4,20,000	4,20,000	3,15,000
75	1			Infrastructure Expert	Degree	1	26.09.18	-	12	35,000	35,000	-	4,20,000	4,20,000	4,20,000	4,20,000	3,15,000
76	1	Binika (N)	15,765	Infrastructure Expert	Degree	1	27.04.21	-	11	35,000	35,000	4,667	3,85,000	3,89,667	3,85,000	3,85,000	2,88,750
	1			Infrastructure Expert	Degree	1	26.03.18	30.04.21	1	35,000	35,000	-	35,000	35,000	35,000	35,000	26,250
77	1	Tarva (N)	8,334	Infrastructure Expert	Degree	1	26.03.18	30.04.21	1	35,000	35,000	-	35,000	35,000	35,000	35,000	26,250
79	1	Sonapur (M)	20,770	Infrastructure Expert	Degree	1	28.06.21	-	9	35,000	35,000	3,500	3,15,000	3,18,500	3,18,500	3,18,500	2,38,875
80	1	Rourkela (MC)	3,10,976	Infrastructure Expert	Degree	1	19.08.20	-	12	35,000	35,000	-	4,20,000	4,20,000	4,20,000	4,20,000	3,15,000
81				Infrastructure Expert	Degree	1	01.04.18	-	12	35,000	35,000	-	4,20,000	4,20,000	4,20,000	4,20,000	3,15,000
82	2	Biramitrapur (M) Rajgangpur (M)	33,442 51,362	Infrastructure Expert	Degree	1	06.04.21	-	11	35,000	35,000	29,167	3,85,000	4,14,167	4,14,167	4,14,167	3,10,625
83	1	Sundargarh (M)	45,036	Infrastructure Expert	Degree	1	27.03.18	-	12	35,000	35,000	-	4,20,000	4,20,000	4,20,000	4,20,000	3,15,000
<b>Total</b>	<b>110</b>	<b>--</b>	<b>--</b>	<b>--</b>	<b>--</b>	<b>--</b>	<b>--</b>	<b>--</b>	<b>--</b>	<b>--</b>	<b>--</b>	<b>2,87,602</b>	<b>2,96,42,667</b>	<b>2,99,30,269</b>	<b>2,87,08,937</b>	<b>2,86,98,775</b>	<b>2,15,24,081</b>

**Admissible Central Assistance for CLTCs for FY 2021-22= ₹ 2,15,24,081/-**  
**Funds already released as 1st installment of Central Assistance for CLTCs for FY 2021-22= ₹ 1,88,32,500/-**  
**Funds being released as reimbursement of 2nd and final installment of Central Assistance for CLTCs for FY 2021-22= ₹ 26,91,581/-**

*(Handwritten Signature)*



## Annexure-III

## Details of SLTC for FY 2022-23 in r/o State of Odisha

(Amount in ₹)									
S. No.	Designation of Specialist	Education Qulaification	Salary per month proposed by the State	Annual Budget proposed by the State	Salary per month as per CB norms	Admissible Annual Budget as per CB norms	Admissible Central Assistance (75%)	Admissible State share (25%)	1st instalment of Central Assistance (50%)
1	Team Lead and Urban Governance-cum- Capacity Building Expert	Post Graduate	1,04,000	12,48,000	85,000	10,20,000	7,65,000	2,55,000	3,82,500
2	Urban Planner Expert	Post Graduate	1,04,000	12,48,000	85,000	10,20,000	7,65,000	2,55,000	3,82,500
3	MIS Expert	Post Graduate	1,04,000	12,48,000	85,000	10,20,000	7,65,000	2,55,000	3,82,500
4	Social Development Expert	Post Graduate	1,04,000	12,48,000	85,000	10,20,000	7,65,000	2,55,000	3,82,500
5	Financial Expert	Post Graduate	1,04,000	12,48,000	85,000	10,20,000	7,65,000	2,55,000	3,82,500
6	PPP Expert	Post Graduate	1,04,000	12,48,000	85,000	10,20,000	7,65,000	2,55,000	3,82,500
<b>Total</b>				<b>74,88,000</b>	--	<b>61,20,000</b>	<b>45,90,000</b>	<b>15,30,000</b>	<b>22,95,000</b>

## Details of CLTCs for FY 2022-23 in r/o State of Odisha

(Amount in ₹)

S. No.	Number of Cities Included in CLTC	Name of City	Population	No. of Specialists	Designation of Specialist	Educational Qualification	Salary per month proposed by the State	Annual Budget proposed by the State	Salary per month as per CB norms	Annual Budget as per CB norms	Admissible Annual Budget as per CB norms	Admissible Central Assistance (75%)	Admissible State share (25%)	1st instalment of Central Assistance (50%)
1	1	Anandapur (M)	39,585	1	Infrastructure Expert	Degree	35,000	4,20,000	35,000	4,20,000	4,20,000	3,15,000	1,05,000	1,57,500
2	1	Angul (M)	43,795	1	Infrastructure Expert	Degree	35,000	4,20,000	35,000	4,20,000	4,20,000	3,15,000	1,05,000	1,57,500
3	1	Aska (N)	21,428	1	Infrastructure Expert	Degree	35,000	4,20,000	35,000	4,20,000	4,20,000	3,15,000	1,05,000	1,57,500
4	1	Athgarh (N)	17,304	1	Infrastructure Expert	Degree	35,000	4,20,000	35,000	4,20,000	4,20,000	3,15,000	1,05,000	1,57,500
5	1	Athmallik (N)	12,298	1	Infrastructure Expert	Degree	35,000	4,20,000	35,000	4,20,000	4,20,000	3,15,000	1,05,000	1,57,500
6	1	Attapura (N)	16,399	1	Infrastructure Expert	Degree	35,000	4,20,000	35,000	4,20,000	4,20,000	3,15,000	1,05,000	1,57,500
7	1	Balesore (M)	1,18,162	1	Infrastructure Expert	Degree	35,000	4,20,000	35,000	4,20,000	4,20,000	3,15,000	1,05,000	1,57,500
8	1	Baliguda (N)	16,685	1	Infrastructure Expert	Degree	35,000	4,20,000	35,000	4,20,000	4,20,000	3,15,000	1,05,000	1,57,500
9	1	Balimela (N)	11,796	1	Infrastructure Expert	Degree	35,000	4,20,000	35,000	4,20,000	4,20,000	3,15,000	1,05,000	1,57,500
10	1	Balugaon (N)	17,645	1	Infrastructure Expert	Degree	35,000	4,20,000	35,000	4,20,000	4,20,000	3,15,000	1,05,000	1,57,500
11	1	Banapur (N)	17,278	1	Infrastructure Expert	Degree	35,000	4,20,000	35,000	4,20,000	4,20,000	3,15,000	1,05,000	1,57,500
12	1	Banki (N)	17,521	1	Infrastructure Expert	Degree	35,000	4,20,000	35,000	4,20,000	4,20,000	3,15,000	1,05,000	1,57,500
13	1	Baragarh (M)	80,625	1	Infrastructure Expert	Degree	35,000	4,20,000	35,000	4,20,000	4,20,000	3,15,000	1,05,000	1,57,500
14	1	Barapalli (N)	20,850	1	Infrastructure Expert	Degree	35,000	4,20,000	35,000	4,20,000	4,20,000	3,15,000	1,05,000	1,57,500
15	1	Barbil (M)	66,540	1	Infrastructure Expert	Degree	35,000	4,20,000	35,000	4,20,000	4,20,000	3,15,000	1,05,000	1,57,500
16	1	Baripada (M)	1,09,743	1	Infrastructure Expert	Degree	35,000	4,20,000	35,000	4,20,000	4,20,000	3,15,000	1,05,000	1,57,500
17	1	Basudevpur (M)	33,690	1	Infrastructure Expert	Degree	35,000	4,20,000	35,000	4,20,000	4,20,000	3,15,000	1,05,000	1,57,500
18	1	Belagantha (N)	11,297	1	Infrastructure Expert	Degree	35,000	4,20,000	35,000	4,20,000	4,20,000	3,15,000	1,05,000	1,57,500
19	1	Belpahar (M)	38,993	1	Infrastructure Expert	Degree	35,000	4,20,000	35,000	4,20,000	4,20,000	3,15,000	1,05,000	1,57,500
20	1	Berhampur (MC)	3,56,598	2	Infrastructure Expert	Degree	35,000	8,40,000	35,000	8,40,000	8,40,000	6,30,000	2,10,000	3,15,000
21	1	Bhadrak (M)	1,07,463	1	Infrastructure Expert	Degree	35,000	4,20,000	35,000	4,20,000	4,20,000	3,15,000	1,05,000	1,57,500
22	1	Bhanjanagar (N)	20,482	1	Infrastructure Expert	Degree	35,000	4,20,000	35,000	4,20,000	4,20,000	3,15,000	1,05,000	1,57,500
23	1	Bhawanipatna (M)	69,045	1	Infrastructure Expert	Degree	35,000	4,20,000	35,000	4,20,000	4,20,000	3,15,000	1,05,000	1,57,500
24	1	Bhuban (N)	22,200	1	Infrastructure Expert	Degree	35,000	4,20,000	35,000	4,20,000	4,20,000	3,15,000	1,05,000	1,57,500
25	1	Bhubaneswar (MC)	8,40,834	2	Infrastructure Expert	Degree	35,000	8,40,000	40,000	9,60,000	8,40,000	6,30,000	2,10,000	3,15,000
26	1	Bijepur(N)	11,827	1	Infrastructure Expert	Degree	35,000	4,20,000	35,000	4,20,000	4,20,000	3,15,000	1,05,000	1,57,500

27	1	Binika (N)	15,765	1	Infrastructure Expert	Degree	35,000	4,20,000	35,000	4,20,000	4,20,000	3,15,000	1,05,000	1,57,500
28	1	Biramitrapur (M)	33,442	1	Infrastructure Expert	Degree	35,000	4,20,000	35,000	4,20,000	4,20,000	3,15,000	1,05,000	1,57,500
29	1	Bolangir (M)	98,238	1	Infrastructure Expert	Degree	35,000	4,20,000	35,000	4,20,000	4,20,000	3,15,000	1,05,000	1,57,500
30	1	Boudhgarh (N)	20,424	1	Infrastructure Expert	Degree	35,000	4,20,000	35,000	4,20,000	4,20,000	3,15,000	1,05,000	1,57,500
31	1	Brajarajnagar(M)	80,403	1	Infrastructure Expert	Degree	35,000	4,20,000	35,000	4,20,000	4,20,000	3,15,000	1,05,000	1,57,500
32	1	Buguda (N)	15,176	1	Infrastructure Expert	Degree	35,000	4,20,000	35,000	4,20,000	4,20,000	3,15,000	1,05,000	1,57,500
33	1	Champua (N)	12,415	1	Infrastructure Expert	Degree	35,000	4,20,000	35,000	4,20,000	4,20,000	3,15,000	1,05,000	1,57,500
34	1	Chandbali	26,344	1	Infrastructure Expert	Degree	35,000	4,20,000	35,000	4,20,000	4,20,000	3,15,000	1,05,000	1,57,500
35	1	Chatrapur (N)	22,027	1	Infrastructure Expert	Degree	35,000	4,20,000	35,000	4,20,000	4,20,000	3,15,000	1,05,000	1,57,500
36	1	Chikiti (N)	11,645	1	Infrastructure Expert	Degree	35,000	4,20,000	35,000	4,20,000	4,20,000	3,15,000	1,05,000	1,57,500
37	1	Chodwar (M)	42,784	1	Infrastructure Expert	Degree	35,000	4,20,000	35,000	4,20,000	4,20,000	3,15,000	1,05,000	1,57,500
38	1	Cuttack (MC)	6,10,189	2	Infrastructure Expert	Degree	35,000	8,40,000	40,000	9,60,000	8,40,000	6,30,000	2,10,000	3,15,000
39	1	Daspalla (N)	18,470	1	Infrastructure Expert	Degree	35,000	4,20,000	35,000	4,20,000	4,20,000	3,15,000	1,05,000	1,57,500
40	1	Deogarh (M)	22,390	1	Infrastructure Expert	Degree	35,000	4,20,000	35,000	4,20,000	4,20,000	3,15,000	1,05,000	1,57,500
41	1	Dhamnagar (N)	22,920	1	Infrastructure Expert	Degree	35,000	4,20,000	35,000	4,20,000	4,20,000	3,15,000	1,05,000	1,57,500
42	1	Dharmagarh (N)	16,585	1	Infrastructure Expert	Degree	35,000	4,20,000	35,000	4,20,000	4,20,000	3,15,000	1,05,000	1,57,500
43	1	Dhenkanal (M)	67,414	1	Infrastructure Expert	Degree	35,000	4,20,000	35,000	4,20,000	4,20,000	3,15,000	1,05,000	1,57,500
44	1	Digapahandi (N)	13,190	1	Infrastructure Expert	Degree	35,000	4,20,000	35,000	4,20,000	4,20,000	3,15,000	1,05,000	1,57,500
45	1	G. Udayagiri (N)	11,302	1	Infrastructure Expert	Degree	35,000	4,20,000	35,000	4,20,000	4,20,000	3,15,000	1,05,000	1,57,500
46	1	Ganjam (N)	11,747	1	Infrastructure Expert	Degree	35,000	4,20,000	35,000	4,20,000	4,20,000	3,15,000	1,05,000	1,57,500
47	1	Gopalpur (N)	7,221	1	Infrastructure Expert	Degree	35,000	4,20,000	35,000	4,20,000	4,20,000	3,15,000	1,05,000	1,57,500
48	1	Gudari (N)	6,931	1	Infrastructure Expert	Degree	35,000	4,20,000	35,000	4,20,000	4,20,000	3,15,000	1,05,000	1,57,500
49	1	Gunupur (N)	24,162	1	Infrastructure Expert	Degree	35,000	4,20,000	35,000	4,20,000	4,20,000	3,15,000	1,05,000	1,57,500
50	1	Hindol (N)	17,387	1	Infrastructure Expert	Degree	35,000	4,20,000	35,000	4,20,000	4,20,000	3,15,000	1,05,000	1,57,500
51	1	Hinjilicut (N)	24,671	1	Infrastructure Expert	Degree	35,000	4,20,000	35,000	4,20,000	4,20,000	3,15,000	1,05,000	1,57,500
52	1	Jagatsinghpur (M)	33,631	1	Infrastructure Expert	Degree	35,000	4,20,000	35,000	4,20,000	4,20,000	3,15,000	1,05,000	1,57,500
53	1	Jajpur (M)	37,458	1	Infrastructure Expert	Degree	35,000	4,20,000	35,000	4,20,000	4,20,000	3,15,000	1,05,000	1,57,500
54	1	Jaleswar (M)	25,747	1	Infrastructure Expert	Degree	35,000	4,20,000	35,000	4,20,000	4,20,000	3,15,000	1,05,000	1,57,500
55	1	Jatni (M)	55,925	1	Infrastructure Expert	Degree	35,000	4,20,000	35,000	4,20,000	4,20,000	3,15,000	1,05,000	1,57,500
56	1	Jeypore (M)	84,830	1	Infrastructure Expert	Degree	35,000	4,20,000	35,000	4,20,000	4,20,000	3,15,000	1,05,000	1,57,500
57	1	Jharsuguda (M)	97,730	1	Infrastructure Expert	Degree	35,000	4,20,000	35,000	4,20,000	4,20,000	3,15,000	1,05,000	1,57,500

58	1	Joda (M)	46,631	1	Infrastructure Expert	Degree	35,000	4,20,000	35,000	4,20,000	4,20,000	3,15,000	1,05,000	1,57,500
59	1	Junagarh (N)	19,656	1	Infrastructure Expert	Degree	35,000	4,20,000	35,000	4,20,000	4,20,000	3,15,000	1,05,000	1,57,500
60	1	Kamakhyanagar (N)	16,810	1	Infrastructure Expert	Degree	35,000	4,20,000	35,000	4,20,000	4,20,000	3,15,000	1,05,000	1,57,500
61	1	Kantabanjhi (N)	21,819	1	Infrastructure Expert	Degree	35,000	4,20,000	35,000	4,20,000	4,20,000	3,15,000	1,05,000	1,57,500
62	1	Karanjia (N)	22,865	1	Infrastructure Expert	Degree	35,000	4,20,000	35,000	4,20,000	4,20,000	3,15,000	1,05,000	1,57,500
63	1	Kashinagar (N)	9,684	1	Infrastructure Expert	Degree	35,000	4,20,000	35,000	4,20,000	4,20,000	3,15,000	1,05,000	1,57,500
64	1	Kavisuryanagar (N)	17,430	1	Infrastructure Expert	Degree	35,000	4,20,000	35,000	4,20,000	4,20,000	3,15,000	1,05,000	1,57,500
65	1	Kendrapada (M)	47,006	1	Infrastructure Expert	Degree	35,000	4,20,000	35,000	4,20,000	4,20,000	3,15,000	1,05,000	1,57,500
66	1	Keonjhar (M)	60,590	1	Infrastructure Expert	Degree	35,000	4,20,000	35,000	4,20,000	4,20,000	3,15,000	1,05,000	1,57,500
67	1	Kesinga (N)	19,239	1	Infrastructure Expert	Degree	35,000	4,20,000	35,000	4,20,000	4,20,000	3,15,000	1,05,000	1,57,500
68	1	Khallikot (N)	13,022	1	Infrastructure Expert	Degree	35,000	4,20,000	35,000	4,20,000	4,20,000	3,15,000	1,05,000	1,57,500
69	1	Khandapara (N)	9,038	1	Infrastructure Expert	Degree	35,000	4,20,000	35,000	4,20,000	4,20,000	3,15,000	1,05,000	1,57,500
70	1	Khariar (N)	15,087	1	Infrastructure Expert	Degree	35,000	4,20,000	35,000	4,20,000	4,20,000	3,15,000	1,05,000	1,57,500
71	1	Khariar Road (N)	18,967	1	Infrastructure Expert	Degree	35,000	4,20,000	35,000	4,20,000	4,20,000	3,15,000	1,05,000	1,57,500
72	1	Khurda (M)	46,205	1	Infrastructure Expert	Degree	35,000	4,20,000	35,000	4,20,000	4,20,000	3,15,000	1,05,000	1,57,500
73	1	Kodala (N)	13,965	1	Infrastructure Expert	Degree	35,000	4,20,000	35,000	4,20,000	4,20,000	3,15,000	1,05,000	1,57,500
74	1	Konark (N)	16,779	1	Infrastructure Expert	Degree	35,000	4,20,000	35,000	4,20,000	4,20,000	3,15,000	1,05,000	1,57,500
75	1	Koraput (M)	47,468	1	Infrastructure Expert	Degree	35,000	4,20,000	35,000	4,20,000	4,20,000	3,15,000	1,05,000	1,57,500
76	1	Kotpad (N)	16,326	1	Infrastructure Expert	Degree	35,000	4,20,000	35,000	4,20,000	4,20,000	3,15,000	1,05,000	1,57,500
77	1	Kuchinda (N)	15,576	1	Infrastructure Expert	Degree	35,000	4,20,000	35,000	4,20,000	4,20,000	3,15,000	1,05,000	1,57,500
78	1	Malkangiri (M)	31,007	1	Infrastructure Expert	Degree	35,000	4,20,000	35,000	4,20,000	4,20,000	3,15,000	1,05,000	1,57,500
79	1	Nawarangpur (M)	29,960	1	Infrastructure Expert	Degree	35,000	4,20,000	35,000	4,20,000	4,20,000	3,15,000	1,05,000	1,57,500
80	1	Nayagarh (N)	17,030	1	Infrastructure Expert	Degree	35,000	4,20,000	35,000	4,20,000	4,20,000	3,15,000	1,05,000	1,57,500
81	1	Nilagiri (N)	17,264	1	Infrastructure Expert	Degree	35,000	4,20,000	35,000	4,20,000	4,20,000	3,15,000	1,05,000	1,57,500
82	1	Nimapara (N)	19,289	1	Infrastructure Expert	Degree	35,000	4,20,000	35,000	4,20,000	4,20,000	3,15,000	1,05,000	1,57,500
83	1	Nuapada (N)	16,208	1	Infrastructure Expert	Degree	35,000	4,20,000	35,000	4,20,000	4,20,000	3,15,000	1,05,000	1,57,500
84	1	Odogaon(N)	5,401	1	Infrastructure Expert	Degree	35,000	4,20,000	35,000	4,20,000	4,20,000	3,15,000	1,05,000	1,57,500
85	1	Padampur (N)	17,625	1	Infrastructure Expert	Degree	35,000	4,20,000	35,000	4,20,000	4,20,000	3,15,000	1,05,000	1,57,500
86	1	Paradeep (M)	68,585	1	Infrastructure Expert	Degree	35,000	4,20,000	35,000	4,20,000	4,20,000	3,15,000	1,05,000	1,57,500
87	1	Paralakhemundi (M)	44,469	1	Infrastructure Expert	Degree	35,000	4,20,000	35,000	4,20,000	4,20,000	3,15,000	1,05,000	1,57,500
88	1	Patnagarh (N)	21,024	1	Infrastructure Expert	Degree	35,000	4,20,000	35,000	4,20,000	4,20,000	3,15,000	1,05,000	1,57,500

89	1	Pattamunda (M)	36,528	1	Infrastructure Expert	Degree	35,000	4,20,000	35,000	4,20,000	4,20,000	3,15,000	1,05,000	1,57,500
90	1	Phulbani (M)	37,371	1	Infrastructure Expert	Degree	35,000	4,20,000	35,000	4,20,000	4,20,000	3,15,000	1,05,000	1,57,500
91	1	Pipili (N)	17,623	1	Infrastructure Expert	Degree	35,000	4,20,000	35,000	4,20,000	4,20,000	3,15,000	1,05,000	1,57,500
92	1	Polosara (N)	23,119	1	Infrastructure Expert	Degree	35,000	4,20,000	35,000	4,20,000	4,20,000	3,15,000	1,05,000	1,57,500
93	1	Puri (M)	2,00,564	1	Infrastructure Expert	Degree	35,000	4,20,000	35,000	4,20,000	4,20,000	3,15,000	1,05,000	1,57,500
94	1	Purusottam pur (N)	15,366	1	Infrastructure Expert	Degree	35,000	4,20,000	35,000	4,20,000	4,20,000	3,15,000	1,05,000	1,57,500
95	1	Rairangpur (M)	25,516	1	Infrastructure Expert	Degree	35,000	4,20,000	35,000	4,20,000	4,20,000	3,15,000	1,05,000	1,57,500
96	1	Rajgangpur (M)	51,362	1	Infrastructure Expert	Degree	35,000	4,20,000	35,000	4,20,000	4,20,000	3,15,000	1,05,000	1,57,500
97	1	Rambha (N)	12,111	1	Infrastructure Expert	Degree	35,000	4,20,000	35,000	4,20,000	4,20,000	3,15,000	1,05,000	1,57,500
98	1	Ranpur (N)	14,715	1	Infrastructure Expert	Degree	35,000	4,20,000	35,000	4,20,000	4,20,000	3,15,000	1,05,000	1,57,500
99	1	Rayagada (M)	71,208	1	Infrastructure Expert	Degree	35,000	4,20,000	35,000	4,20,000	4,20,000	3,15,000	1,05,000	1,57,500
100	1	Redhakhol (N)	15,379	1	Infrastructure Expert	Degree	35,000	4,20,000	35,000	4,20,000	4,20,000	3,15,000	1,05,000	1,57,500
101	1	Rourkela (MC)	3,10,976	2	Infrastructure Expert	Degree	35,000	8,40,000	35,000	8,40,000	8,40,000	6,30,000	2,10,000	3,15,000
102	1	Sambalpur (MC)	3,35,761	2	Infrastructure Expert	Degree	35,000	8,40,000	35,000	8,40,000	8,40,000	6,30,000	2,10,000	3,15,000
103	1	Sonepur (M)	20,770	1	Infrastructure Expert	Degree	35,000	4,20,000	35,000	4,20,000	4,20,000	3,15,000	1,05,000	1,57,500
104	1	Soro (M)	32,531	1	Infrastructure Expert	Degree	35,000	4,20,000	35,000	4,20,000	4,20,000	3,15,000	1,05,000	1,57,500
105	1	Soroda (N)	14,867	1	Infrastructure Expert	Degree	35,000	4,20,000	35,000	4,20,000	4,20,000	3,15,000	1,05,000	1,57,500
106	1	Sunabeda (M)	50,394	1	Infrastructure Expert	Degree	35,000	4,20,000	35,000	4,20,000	4,20,000	3,15,000	1,05,000	1,57,500
107	1	Sundargarh (M)	45,036	1	Infrastructure Expert	Degree	35,000	4,20,000	35,000	4,20,000	4,20,000	3,15,000	1,05,000	1,57,500
108	1	Talcher (M)	40,841	1	Infrastructure Expert	Degree	35,000	4,20,000	35,000	4,20,000	4,20,000	3,15,000	1,05,000	1,57,500
109	1	Tarva (N)	8,334	1	Infrastructure Expert	Degree	35,000	4,20,000	35,000	4,20,000	4,20,000	3,15,000	1,05,000	1,57,500
110	1	Titlagarh (M)	31,258	1	Infrastructure Expert	Degree	35,000	4,20,000	35,000	4,20,000	4,20,000	3,15,000	1,05,000	1,57,500
111	1	Tusura (N)	10,638	1	Infrastructure Expert	Degree	35,000	4,20,000	35,000	4,20,000	4,20,000	3,15,000	1,05,000	1,57,500
112	1	Udala (N)	13,152	1	Infrastructure Expert	Degree	35,000	4,20,000	35,000	4,20,000	4,20,000	3,15,000	1,05,000	1,57,500
113	1	Umerkote (M)	28,993	1	Infrastructure Expert	Degree	35,000	4,20,000	35,000	4,20,000	4,20,000	3,15,000	1,05,000	1,57,500
114	1	Vyasanagar (M)	48,911	1	Infrastructure Expert	Degree	35,000	4,20,000	35,000	4,20,000	4,20,000	3,15,000	1,05,000	1,57,500
<b>Total</b>	<b>114</b>	<b>--</b>	<b>--</b>	<b>119</b>	<b>--</b>	<b>--</b>	<b>--</b>	<b>4,99,80,000</b>	<b>--</b>	<b>5,02,20,000</b>	<b>4,99,80,000</b>	<b>3,74,85,000</b>	<b>1,24,95,000</b>	<b>1,87,42,500</b>

FORM GFR 12-C  
 [(See Rule 239)]

FORM OF UTILIZATION CERTIFICATE (FOR STATE GOVERNMENTS)  
 (Where expenditure incurred by government bodies only)


1.

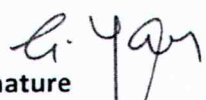
Sl. No.	Letter No. and date	Amount	Certified that out of INR 22,95,000/- (Rupees Twenty Two Lakhs and Ninety Five Thousand Only) of grants sanctioned during the year 2021 – 22 in favor of H & UD Department, Government of Odisha Under this Ministry/Department Letter No. given in the margin and NIL on account of unspent balance of the previous year, a sum of [INR 60,01,900/- (Rupees Sixty Lakhs One Thousand and Nine Hundred Only) [Central Share INR 22,95,000 + State Contribution INR 43,06,900] has been utilized for the purpose of remuneration of SLTC, from the period April 2021 to March 2022, under Pradhan Mantri Awas Yojana (Housing for All - Urban) for which it was sanctioned and that the balance of NIL remaining unutilized will be adjusted towards the grants-in-aid payable during the next FY 2022-23.
1	N-11015/5/2020 – HFA – V – UD (Computer No.: 9087210) Dt: 28/10/21	INR 22,95,000	
	<b>Total</b>	<b>INR 22,95,000</b>	

2. Certified that I have satisfied myself that the conditions on which the grant-in-aid was sanctioned have been duly fulfilled/ are being fulfilled and that I have exercised the following checks to see that the money was actually utilized for the purpose for which it was sanctioned.

**Kind of checks exercised:**

1. Monthly Absentee Statement of SLTC
2. Monthly Review conducted at State
3. Individual Monthly Reports of Experts

  
 Signature  
 (Mission Director/State Level Nodal Officer)  
 Mission Director  
 Odisha Urban Housing Mission

  
 Signature  
 (Secretary/Principal Secretary, Concerned Department)  
 Principal Secretary to Government  
 H & UD Department

PS: The UC shall disclose separately the actual expenditure incurred and loans and advances given to suppliers of stores and assets, to construction agencies and like in accordance with scheme guidelines and in furtherance to the scheme objectives, which do not constitute expenditure at the stage. These shall be treated as utilized grants but allowed to be carried forward.

Encls: Details of SLTC professionals and expenditure incurred on salaries as per **Annexure 1**

FORM GFR 12-C  
[(See Rule 239)]

FORM OF UTILIZATION CERTIFICATE (FOR STATE GOVERNMENTS)  
(Where expenditure incurred by government bodies only)

1.


Sl. No.	Letter No. and date	Amount	Certified that out of <b>INR 1,88,32,500/- (Rupees One Crore Eighty Eight Lakhs Thirty Two Thousand and Five Hundred Only)</b> of grants sanctioned during the year 2021 – 22 in favor of <b>H &amp; UD Department, Government of Odisha</b> Under this Ministry/Department Letter No. given in the margin and <b>NIL</b> on account of unspent balance of the previous year, a sum of <b>[INR 2,87,08,937/- (Rupees Two Crores Eighty Seven Lakhs Eight Thousand and Nine Hundred Thirty Seven Only) [Central Share INR 1,88,32,500 + State Contribution INR 98,76,437]</b> has been utilized for the purpose of remuneration of CLTC, from the period April 2021 to March 2022, under <b>Pradhan Mantri Awas Yojana (Housing for All - Urban)</b> for which it was sanctioned and that the balance of <b>NIL</b> remaining unutilized will be adjusted towards the grants-in-aid payable during the next FY 2022-23.
1	<b>N-11015/5/2020 – HFA – V – UD (Computer No.: 9087210) Dt: 28/10/21</b>	<b>INR 1,88,32,500</b>	
	<b>Total</b>	<b>INR 1,88,32,500</b>	

2. Certified that I have satisfied myself that the conditions on which the grant-in-aid was sanctioned have been duly fulfilled/ are being fulfilled and that I have exercised the following checks to see that the money was actually utilized for the purpose for which it was sanctioned.

**Kind of checks exercised:**

1. Monthly Absentee Statement of CLTC received from PD, DUDA
2. Weekly Progress Report received from concerned ULBs
3. Monthly Review conducted at State, District and ULB level
4. Planned and surprise field visits to the field to review the progress of projects

  
Signature  
(Mission Director/State Level Nodal Officer)  
Mission Director  
Odisha Urban Housing Mission

  
Signature  
(Secretary/Principal Secretary, Concerned Department)  
Principal Secretary to Government  
H & UD Department

PS: The UC shall disclose separately the actual expenditure incurred and loans and advances given to suppliers of stores and assets, to construction agencies and like in accordance with scheme guidelines and in furtherance to the scheme objectives, which do not constitute expenditure at the stage. These shall be treated as utilized grants but allowed to be carried forward.

Encls: Details of CLTC professionals and expenditure incurred on salaries as per **Annexure 1**